

## EMC SHC-Mobile PORTABLE SHIELDED CHAMBER

### Technical Specifications

<b>Operating Frequency</b>	DC – 20 GHz
<b>Shielding performance</b>	>60 dB up to 120 dB*
<b>Outer Dimensions</b>	45(L) x 30(W) x 35(H) cm
<b>Door clearance</b>	23 x 15 cm
<b>DUT MAX Size</b>	23 x 15 x 18 cm

\* variable with frequency



### Key features

- Engineered and completely manufactured in Italy.
- Ruggedized fully INOX steel construction
- Unique compact space-saving design
- Portable and flexible
- Completely modular
- Wideband High effective RF shielding
- Excellent quality – Military standard

### Applications

- Specifically designed for telecom application
- Ideal for small devices like mobile phones etc.
- Precompliance Tests (Radiation and Immunity).
- Isotropic sensors calibration
- Path loss measurements
- Receiver sensitivity test
- Any sensitive measurements where shielding is needed

### Product Description

Designed specifically for GSM, UMTS, TDMA, CDMA, AMPS, PCS, WIFI, BLUETOOTH and other small communication devices, it is projected in CAD and CNC constructed with tolerances as 0.09 mm to maintain an exceptionally well shielded environment. Heavy duty, rugged 1.5 mm INOX steel is used throughout and high performance fabric non tissue gaskets are used at all joint locations assuring a reliable RF tight closure. Oversized hinges and latches together with our patented dual trapezoidal door coupling layout in ERGAL are used to provide a physically tight seal. The interior is optionally equipped with RF plain absorbers that provide a typical RF attenuation of -90dB @ 3GHz Perfect for 2.4GHz testing. Input/output connections and options can be configured to match any specific need thanks to a modular technical panel. Unit can host line filters for AC and DC power supplies up to 1000 V.

### Options


<b>I/O Feed Thrus</b>	USB / RS-232 / RJ-45 / RJ-11
<b>RF Feed Thrus</b>	SMA / N / BNC
<b>Internal Antennas</b>	Log / Omni Antennas

### Other Accessories

Shielded window
Fiber optic feed Thru
Shielded Glove




Shielded Window



Internal Anechoic Walls





Technical Panel




Internal Antenna

Information presented is subject to change without notice as product improvements are made. Contact EMCTEST or visit our homepage for current specifications.




**Shielded Window Details**



**Shielded Glove Details**



**Internal Antennas Details**



**Individual Final Performance Verification**