

SHC-COMPACT

PORTABLE SHIELDED CHAMBER

Technical Specifications

Operating Frequency	DC – 20 GHz
Shielding performance	>60 dB up to 120 dB*
Outer Dimensions	25(L) x 25(W) x 15(H) cm
Door clearance	15 x 9 cm
DUT MAX Size	15 x 18 x 6 cm

* variable with frequency



Key features

- Engineered and completely manufactured in Italy.
- Ruggedized INOX steel and Ergal construction
- Unique compact space-saving design
- Suitable for small RF / microwave devices and/or antennas
- Wideband High effective RF shielding
- Excellent quality – Military standard

Applications

- Specifically designed for telecom application
- Ideal for small devices like mobile phones etc.
- Precompliance Tests (Radiation and Immunity).
- Isotropic sensors calibration
- Path loss measurements
- Receiver sensitivity test
- Any sensitive measurements where shielding is needed

Product Description


Designed specifically for GSM, UMTS, TDMA, LTE, CDMA, AMPS, PCS, WIFI, BLUETOOTH and other small communication devices, it is projected in CAD and CNC constructed with tolerances as 0.09 mm to maintain an exceptionally well shielded environment. Heavy duty, rugged 1.5 mm INOX steel is used throughout and high performance fabric non tissue gaskets are used at all joint locations assuring a reliable RF tight closure. Oversized hinges and latches together with our patented dual trapezoidal door coupling layout in ERGAL are used to provide a physically tight seal. The interior is optionally equipped with RF plain absorbers that provide a typical RF attenuation of -90dB @ 3GHz Perfect for 2.4GHz testing. Input/output connections and options can be configured to match any specific need thanks to a modular technical panel. Unit can host line filters for AC and DC power supplies up to 1000 V.

Options


I/O Feed Thrus	USB / RS-232 / RJ-45 / RJ-11
RF Feed Thrus	SMA / N / BNC
Internal Antennas	Quad band Omni / Antenna couplers

Other Accessories

Shielded window
Fiber optic feed Thru




Optional Shielded Window



Internal Anechoic Walls



Technical Panel



Integrated Wideband Antenna Coupler

Information presented is subject to change without notice as product improvements are made. Contact EMCTEST or visit our homepage for current specifications.

Photos

